

10.12.15




## Getting Started with the NEW All-in-One Axis 360 Mobile APP!

Browse, check out, and download eBooks and eAudiobooks from **your school library eContent** using the **Axis 360 app**! The Axis 360 app links your device to the library's Axis 360 collection and lets you download ebooks and audiobooks on the go.

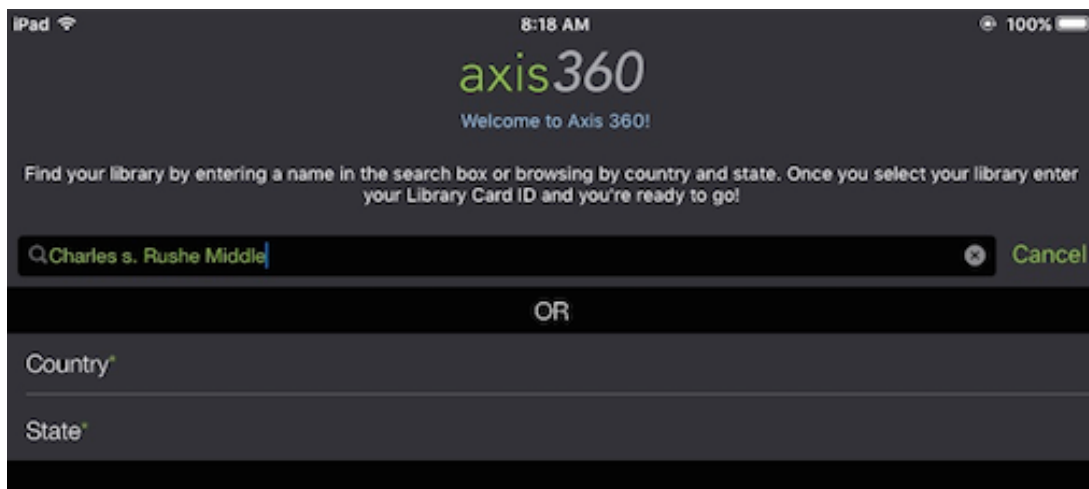
1. **Download Axis 360.** (*Update APP if you have the older version and/or delete axisReader APP*)

### Axis 360 is available on these tablets and smartphone devices:

- **IOS**-iPhone, iPad, iPod touch
- **Android**-Nook and Kobo tablets
- **Kindle Fire, Fire HD/HDX** \* Visit the [App Zone](#) for instructions. Scroll down to find these live links.



2. **Search** for your school (ex. Charles S. Rushe)-*Must include period after "s."*



3. **Select** your school.

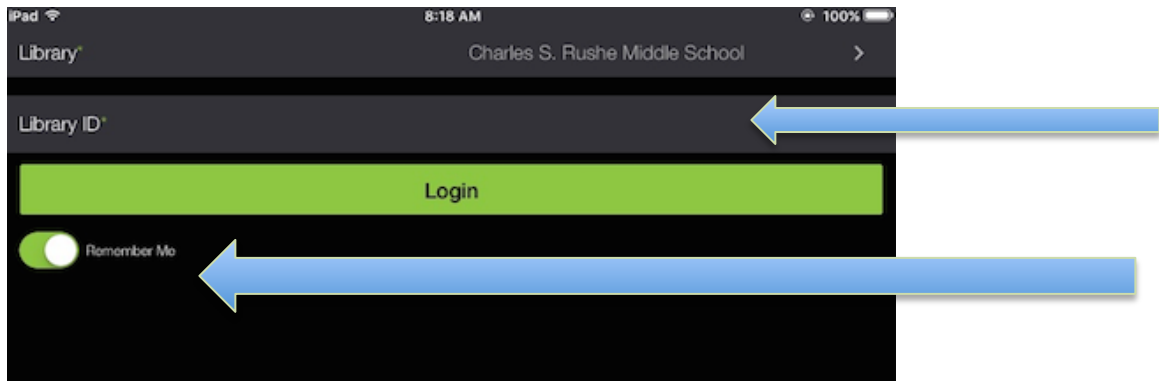
4. Enter your Library ID:

- Students= **Student ID#**
- Staff=**email all before @**

*(Note: you can also select your public library and use your library card # to checkout eContent from the public library selections.)*

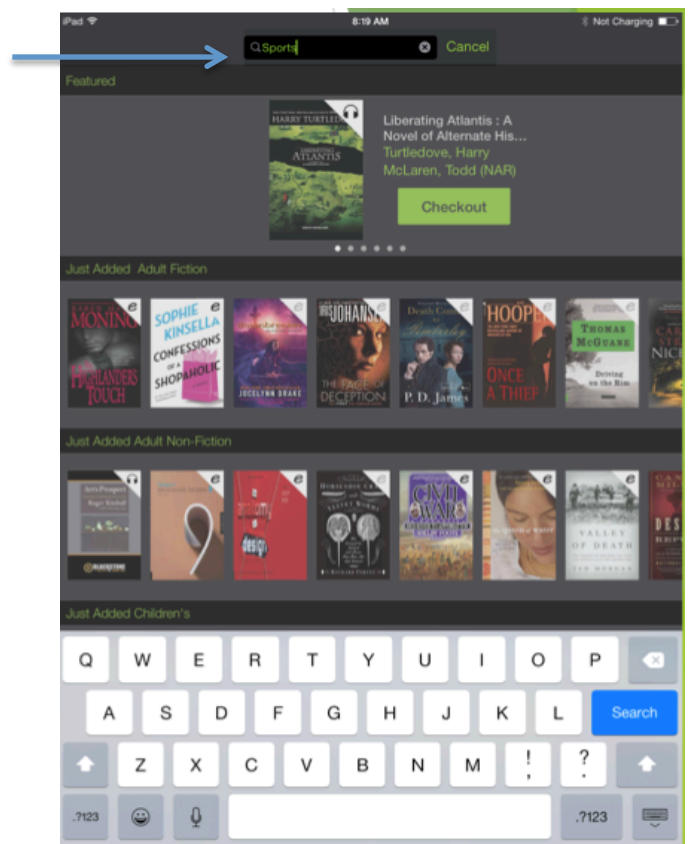
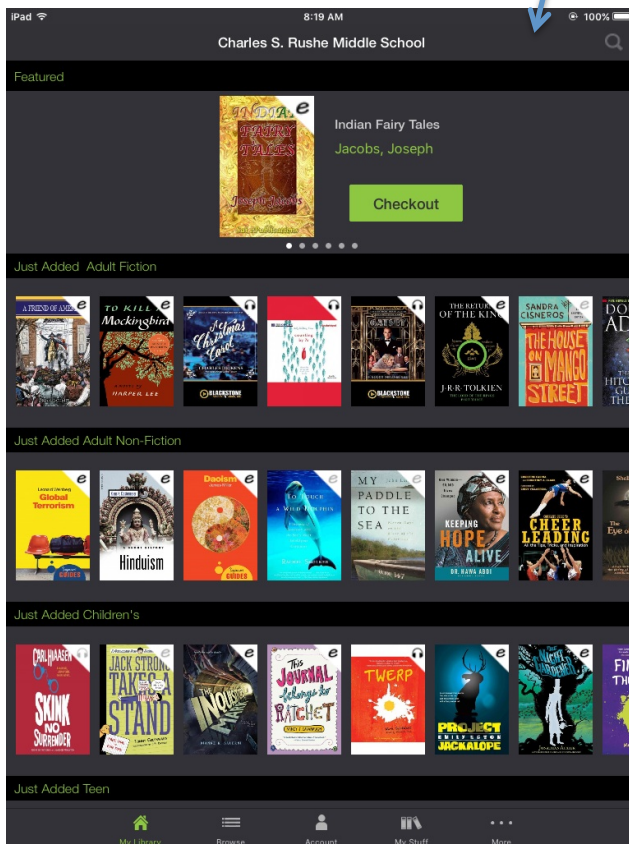
10.12.15

5. Click **Remember Me** to save your credentials



*The next time you log in, your Hold Queue, Wish List, and borrowed items will automatically populate within the app.*

6. To search, enter your terms in the **Search** bar, and then tap the **search icon** on your keyboard. The page will refresh with your results.



<https://www.youtube.com/user/Axis360Support>

*Video tutorials on logging in, filtering, searching, browsing, checking out, reading ebooks and listening to audiobooks, placing a hold, early return, removing expired books, wish lists.*

10.12.15

axis360

## Getting Started with the Axis 360 Mobile App

Axis 360 is available on these tablets and smartphone devices:

- iOS - iPhone®, iPad®, and iPod touch®
- Android™ - Including Nook® tablets and Kobo™ tablets
- Kindle Fire, Fire HD/HDX \*Visit the App Zone for instructions

Enjoy ebooks and audiobooks from your local library with the Axis 360 mobile app! The Axis 360 app links your device to the library's Axis 360 collection and lets you download ebooks and audiobooks on the go.

**INSTALL** | Install the free Axis 360 app by visiting the Apple App Store™ or Google Play™ store and search for Axis 360.

**LOGIN** | Once downloaded, find your library by location or library name. Enter your Library ID (or barcode) and PIN (if applicable). If you do not know your Library ID and/or PIN, ask your librarian for assistance.

**BROWSE** | The My Library (#), Browse (≡) and Search (P) functions make exploring your library's digital collection easy. My Library (#) displays the collection's featured titles, Browse (≡) allows you to explore by category and the search functionality displays titles based on keywords you have entered.

The e and 🎧 icons displayed in the top right corner of each title indicate if it is an ebook or digital audiobook. When these icons appear in grey, they are not presently available for checkout, but can be placed on hold.

**CHECKOUT AND READ** | Once you've selected an ebook or digital audiobook, tap the Checkout button to borrow the item. Once the download is complete, your title will automatically open and you may begin reading immediately. My Stuff (≡) contains your Checked Out, Wish List and On Hold titles.

**EARLY RETURN** | Checked-out items will automatically return at the end of the loan period. However, if you wish to return an item early, go to your Checked Out items under the My Stuff (≡) tab and tap the title you wish to return and select Return.

Compatible with:



Android is a trademark of Google Inc. Google Play is a trademark of Google Inc. iPhone, iPad and iPod touch are registered trademarks of Apple Inc. Nook is a registered trademark of BarnesandNoble, Inc. Kobo is a trademark of Kobo, Inc. Amazon, Kindle, Fire and all related logos are trademarks of Amazon.com, Inc. or its affiliates.

axis360

## Getting Started with the Axis 360 Desktop App

Enjoy ebooks from your local library with the Axis 360 desktop app on a Windows® PC! eBooks that are checked out via your library's Axis 360 website and/or the Axis 360 mobile app can be read in the desktop application.



**INSTALL** | To download the desktop application on a Windows computer, visit your library's Axis 360 App Zone.

**LOGIN** | Click Sign In and search for your library by location or name. Once you've selected your library from the search results, enter your library card number (or barcode) and PIN (if applicable) in the associated fields. Click Sign In again to log into the application. If you do not know your Library ID and/or PIN, ask your librarian for assistance.

Browse and check out titles via your library's Axis 360 website and/or the Axis 360 mobile app.

**READ** | Once your checked-out title(s) appear on the shelf, click on the ebook to begin downloading. After the download is complete, click the ebook again to start reading.

Note: If recently checked out titles do not appear, click the refresh button near the filter options.

**EARLY RETURN** | Your checked-out item will automatically return at the end of the loan period. However, if you wish to return an item early, hover over the ebook jacket and click the Info button. Click Return Item.

The Axis 360 desktop app currently supports ebooks only.