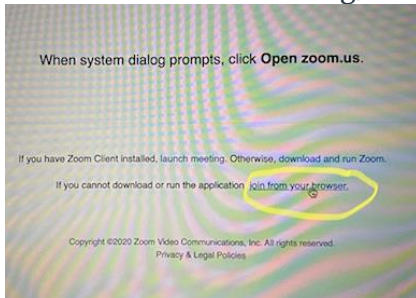
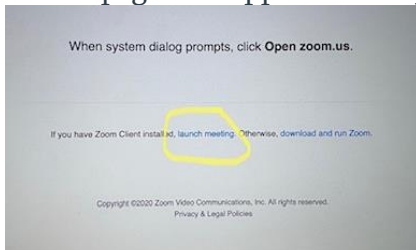


Having trouble connecting with Zoom? Try these steps:

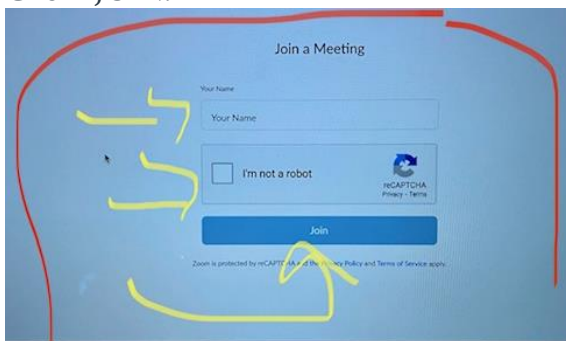
1. Click on the Zoom link provided by your teacher or copy & paste the web address to the browser "Search Bar." Click Enter and your zoom page will appear.
2. Click on "Launch Meeting," and then click "Join from your browser."



3. A new page will appear that says "Join Meeting." Click that.



4. A box that says "Your Name" will appear. Type your first and last name.
5. Check the box that says "I'm not a Robot." (a pop-up will appear click on the images that the verification asks you)
Click on Verify.
Click "JOIN."



6. Your Zoom meeting will appear once the teacher has activated the meeting.
If nothing happens and you do not see the video. it will say "If Meeting doesn't appear in 5 seconds reload the page." - Click on that and it will refresh for you, and your video will appear.